

STORMBELL 80

Suspended Luminaire

DESCRIPTION

Stormbell 80 is an elegant and logical extension to the original Stormbell family. Scaled appropriately for interior human-scale environments such as retail, hospitality, and office spaces, the luminaire system unleashes creative design potential through a wide range of shade styles, materials, finishes, and visual enhancers such as a glow ring to accent smaller, more intimate spaces for that “right at home” feeling.

Working in collaboration with artec3 Studio and OiKo Design Office, Stormbell 80 comes to life with decorative shades of different shapes, colors, and sizes to generate varied light sensations. The result is a precisely crafted luminaire with excellent environmental characteristics and an eco-friendly background which carries on to the end user with optional recycled PET felt or recycled cork shade options.



Date: _____ Type: _____ Catalog Number: _____

Project Name: _____

ORDERING INFORMATION

LUMINAIRE								
MODEL	OUTPUT	CRI	CCT	CONTROL	VOLTAGE	OPTIC	FINISH	
ST18SS Stormbell 80 Suspended Surface	SO Standard Output	90	27K 2700K	DIM 0-10V Dimming	UNV 120-277V	SP Spot 15°	BL Black	IS Island Sage
ST18SSD Stormbell 80 Suspended Surface Deco			30K 3000K	ON-OFF ON/OFF		MB Medium Beam 23°	WH White	OT Oasis Tan
			35K 3500K			WB Wide Beam* 57°	OW Oyster White	BU Burnt Umber
			40K 4000K			<small>*Wide Beam not available with S8BE161 shade.</small>	GB Grey Blue	

SHADE		
MODEL	FINISH	
S8BE86 3.4" Cylindrical Shade	BL Black	GB Grey Blue
S8BE161 6" Deep Conical Shade	WH White	IS Island Sage
S8BE227 9" Medium Conical Shade	OW Oyster White	OT Oasis Tan
S8BE363 14.3" Shallow Conical Shade		BU Burnt Umber

S8BE363CK
14.3" Shallow Conical Shade- Cork

S8BE363PT
14.3" Shallow Conical Shade- PET Felt

STORMBELL 80

Suspended Luminaire

FINISHES



SHADES



S8BE86
3.4" Cylinder Shade



S8BE161*
6.4" Deep Conical Shade
*Available with Spot or Medium
Flood Optics.



S8BE227
9" Medium Conical Shade



S8BE363
14.3" Shallow Conical Shade

ACCESSORIES



HSH050
Honeycomb Louver



S8BE363-CK
Recycled Cork Shallow Conical Shade
Made from 40 recycled corks



S8BE363-PT
Polyester Felt Shallow Conical
Shade
Made from 4 recycled water bottles

STORMBELL 80

Suspended Luminaire



PHYSICAL	HOUSING	Die-Cast Aluminum
	HOUSING DIMENSIONS	3.4" width x 3.5" height
	WEIGHT	1.76 pounds

ELECTRICAL	POWER	13.9 watts max.
	CURRENT	0.12 amps at 120 volts 0.05 amps at 277 volts
	CONTROL	0-10V Dimming

LIGHT DISTRIBUTIONS <small>Values based on full output at 3000K.</small>	DISTRIBUTION	BEAM ANGLE	LUMEN OUTPUT	MAXIMUM CANDELA
	Spot	15°	1,342	6,647
	Medium	23°	1,376	4,748
	Wide	57°	1,369	1,689

PHOTOMETRIC	LED	Static White (2700K, 3000K, 3500K, or 4000K)				
	NUMBER OF LEDS	One				
	COLOR RENDERING INDEX	90				
	NUMBER OF DISTRIBUTIONS	Three				
	OPTICS	Spot 15°, Medium 23°, Wide 57°				
	DELIVERED LUMEN OUTPUT (lumens)		2700K	3000K	3500K	4000K
		SPOT	1259	1342	1380	1429
		MEDIUM/WIDE	1287	1372	1411	1460
	EFFICACY (lumens per watt)		2700K	3000K	3500K	4000K
		SPOT	91	97	99	103
MEDIUM/WIDE		93	99	102	105	
LUMEN MAINTENANCE	L90 > 50,000 Hours at 77°F*					
LIGHT CONTROL ACCESSORIES	Honeycomb Louver					

CERTIFICATIONS	SAFETY	CSA Certification Pending
	INGRESS PROTECTION	IP20

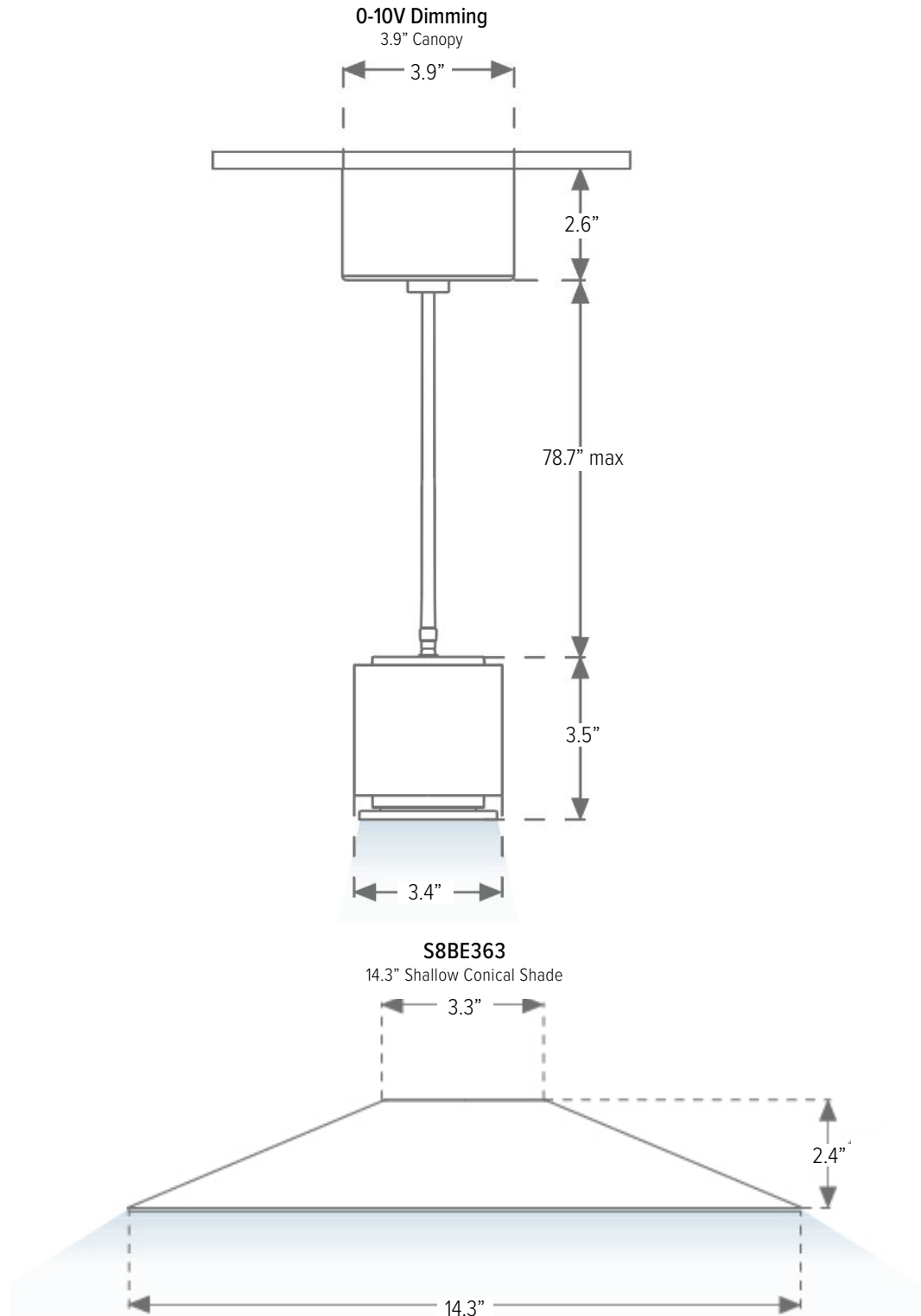
* LED life may vary under actual field conditions due to external factors. Lifetime estimates are generated from actual testing in a controlled environment. Values are conservatively derived from those numbers.

STORMBELL 80

Suspended Luminaire

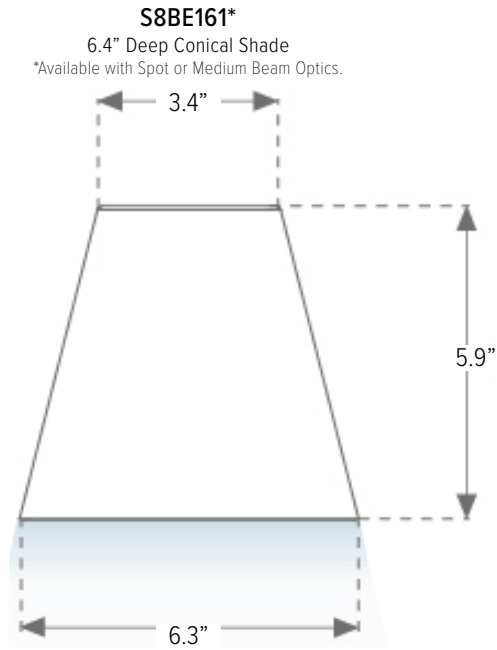
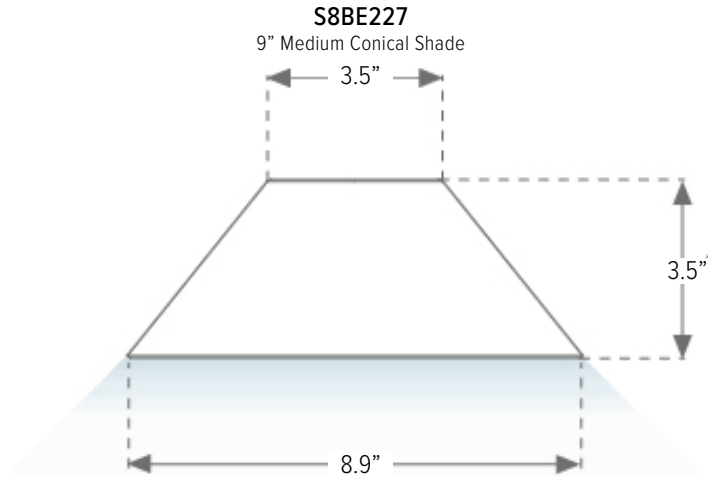
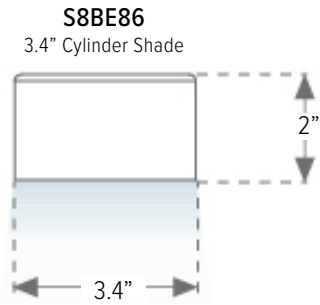
DIMENSIONS

All dimensions are shown in inches unless otherwise noted.



DIMENSIONS

All dimensions are shown in inches unless otherwise noted.



STORMBELL 80

Suspended Luminaire



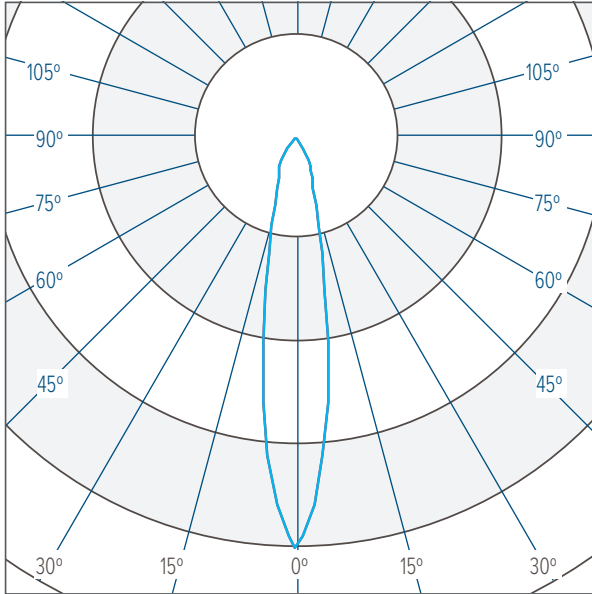
Worktitude for light

PHOTOMETRICS

SPOT 15° 3000K

CBCP 6647 @ 1342 lumens

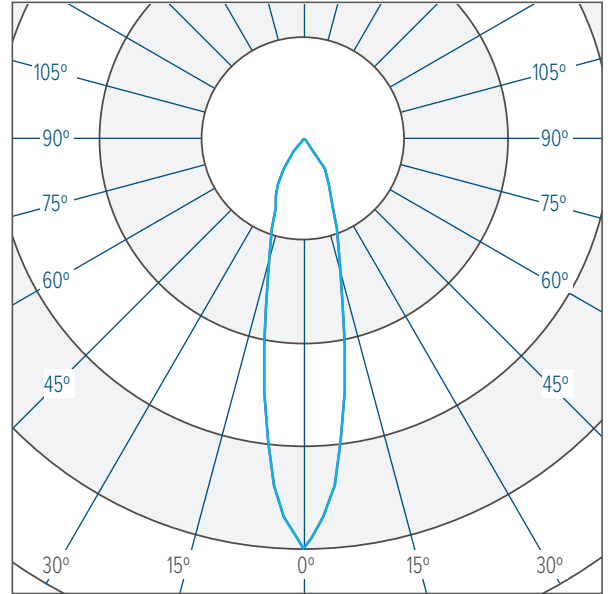
Horizontal
Vertical



MEDIUM 23° 3000K

CBCP 4748 @ 1376 lumens

Horizontal
Vertical



WIDE 57° 3000K

CBCP 1689 @ 1369 lumens

Horizontal
Vertical

